

# TRC458



# TRC458



## standard features

### Exterior Design

Windows with Flyscreen and Curtain  
Exterior WC and Bathroom Entry Door  
Rear Opening Kitchen Service Cover  
Height Adjustable Steady Legs (4 Pieces)  
Pop-up Roof with Side Flyscreens and Curtains  
Fuel Cans Black (2 Pcs)  
LED Tail Light  
Side Track Lights  
Storage Cabinets  
Gas Bottle and Storage Cabinets  
Outdoor LED Lighting

### Interior Design

Electrostatic Powder Coating Paint (Cabinet and Interior Walls)  
Carpet Decking on PVC Floor  
Ceramic Based Insulation Coated Ceiling  
Storage Lockers  
Side Door Storage Compartments  
Fixing Area with 4 Tie Down Straps  
Zipped Toilet/Bathroom Door  
Upper Bed Exit Ladder  
Fabric Pocket Set  
Side Door Flyscreen  
Shelf Front Zipper Application

### Living and Sleeping Area

Seating Area for 6 People  
Seat and Back Cushions  
Folding Inner Table  
Convertible Seats to Sleeping Area (200 x 160 cm) Upper Bed Section (200 x 150 cm)

### Kitchen Area

Kitchen Accessible from Inside and Outside  
Chrome Kitchen Countertop  
Fixed Chrome Kitchen Sink  
2 Stove and Pot Holder  
Chrome Kitchen Countertops  
Kitchen Wardrobes and Drawers

### Bathroom / Toilet

Aluminium External Door  
Zipped Premium Interior Door  
Compact Laminate Flooring  
Thetford Cassette Toilet (or Equivalent)  
Folding Sink  
Shower Head

### Electric / Electronic / Control System

6-Buttons Analog Control Panel  
90A Battery  
Dimmer Adjustable LED Indoor Lighting with Remote Controller  
Victron Blue Smart 10A Regulator  
USB Charging Ports  
12v Power Outlet  
Indoor LED Lighting  
13 PIN Socket

### Gas System

Copper Gas Piping  
Truma Double Gas Valve (or equivalent)  
Gas Detector

### Water System

Water Pump (19 L/Min)  
Water Level Indicator  
Chrome White Water Tank (114 L)  
Chrome Grey Water Tank (33 L)  
Black Water Tank (17 L)  
Chrome Water Fill Cap  
Water Drain Valves

## optional features

Indel B 65 Refrigerator \*  
Berhimi 50 Refrigerator \*  
Dometic 65 Refrigerator \*  
Engel 57 Refrigerator \*  
Schmid Solar Panel 325W & Charge Regulator \*  
Adjustable Dynamic Air Suspension (C.D.S.)  
Alko or Winterhoff Coupling Lock \*  
Truma Mover XT2 (Mobility Without A Towing Vehicle) \* Extra Gray Water Tank 17L (Crawler Smart Panel is Man-datory)  
Rear Light Protector (Black)  
Crawler 270 Degree Premium Tent (Mouse Grey)  
Chrome Spare Wheel & Spare Wheel Holder  
Chrome Spare Wheel & Spare Wheel Holder & External Premium Shower  
Gas Outlet For BBQ Grill  
External Chrome Fresh Water Tank (Price Difference) External Portable Kitchen (It is recommended to be used with Gas Outlet For BBQ Grill)  
Gun Holder  
Victron Energy 220 Ah Battery (Price Difference) \*  
Eberspacher D4 Airtronic Air Heater (Diesel) \*  
Thule Electrical Step \*  
Truma Box Type Air Conditioner \*  
Truma Combi 4 Air & Water Heater \*  
Truma Boiler (Water Heater) \*  
Projector Lightening (Exterior, Right & Left)  
Water Anti Freeze System  
Come Up Winch or Equivalent (12000Lb) \*  
Crawler Smart Panel


\* Brands and models may differ depending on the supply status.

\*\*Crawler reserves the right to make changes to product and option features as part of product development efforts.

## photos



## exterior colors



Ash Grey / Dark Grey    Ash Grey / Silver Grey    Deep Black (Line-X)    Sahara Beige / Military Green

## technical features

**Body:** Aluminium

**Wheel/Tyre Size:** 285.75.16 6x139.7

**Coupling:** With brake / Rear Maneuverability

**Chassis:** Cataphoresis Coating

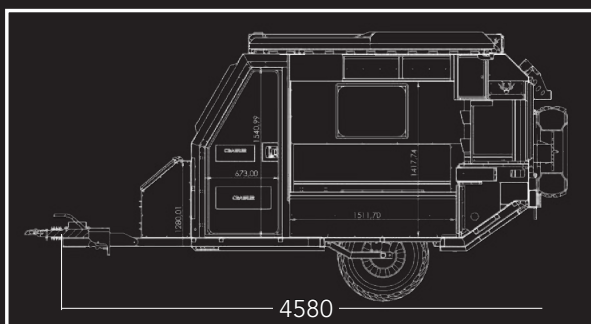
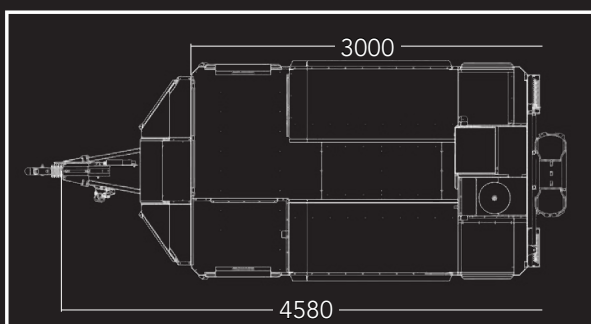
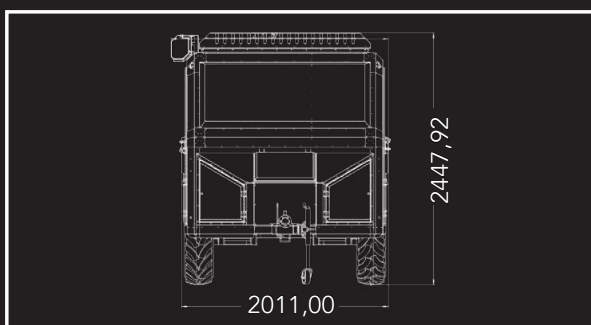
**Suspension:** Swing Arm Independent, with 4 shock absorbers

**Length:** 4.580 mm


**Width:** 2.000 mm

**Height:** 2.450 mm

**Weight:** 865 kg (with standart features)



## upholstery colors



Khaki Green

Carbon Black

Sand Beige

Ice Grey