

# ANKA300



# ANKA300



## standard features

### Exterior Design

Electrostatic Powder Coating  
Electrical Pop-up Roof System  
Rear Entrance Door  
Outside LED Lighting (Rear Door and Right Side)  
Portable Entrance Ladder

### Interior Design

Electrostatic Powder Coating (Cabinet and Interior Walls)  
Carpet Covering Over PVC Coating Floor Ceiling  
Ceramic Based Insulation Coating Storage  
Cabinets  
Rear Door Flyscreen  
Pop-up Roof with Flyscreen and Curtain

### Living and Sleeping Area

Dining Table  
Expandable Bed Area (3 People) (closed: 2mx1.5m) (open: 2mx2.2m)  
Seat and Back Cushions  
Seating Area for 2+1  
Under Seat Storage Cabinets ( 2 pcs.)

### Kitchen Area

Single Stove  
Faucet  
Single Bowl Chrome Sink  
Kitchen Storages

### Interior Bathroom Area

Portable Shower Curtain  
Shower Head  
Wet Floor Grating

### Electric / Electronic / Control System

6-Button Analog Control Panel  
Battery (90A)  
Dimmer Adjustable LED Indoor Lighting with Remote Controller  
Pako Switch  
Victron Blue Smart Charger (10 Amper)  
Defa 220v Charger Input, Cable and Bag  
USB Charging Ports  
12v Power Outlet  
12v Refrigerator Power Outlet  
LED Strip Lighting

### Water System

Water Pump (19 L/Min)  
Water Level Indicator  
Chrome White Water Tank (80 L)  
Chrome Grey Water Tank (17 L)  
Chrome Water Filler Cap  
Water Drain Valve

### Gas System

Stove Gas Hose  
Gas Regulator

## optional features

Height Adjustable Steady Legs (4 Pieces)  
Premium Exterior Shower Area  
Portable WC  
Ceiling Net  
Victron Energy Battery 220 A Eberspacher D2 L Heater (Diesel)  
Solara Solar Panel 160w & Solara Regulator  
Crawler Smart Panel  
Boiler  
Dometic 65 Refrigerator\*  
Indel B Cruse 65 Refrigerator\*  
Engel 57 Refrigerator\*  
Berhimi 50 Refrigerator\*



\* Brands and models may differ depending on the supply status.

\*\*Crawler reserves the right to make changes to product and option features as part of product development efforts.



## photos



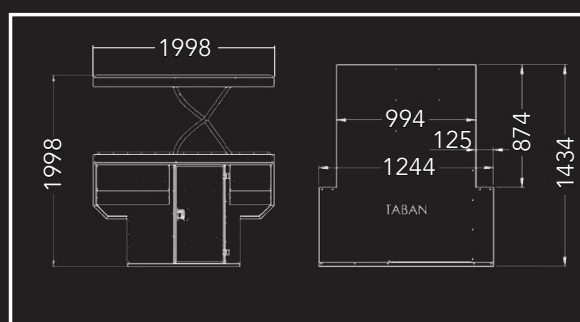
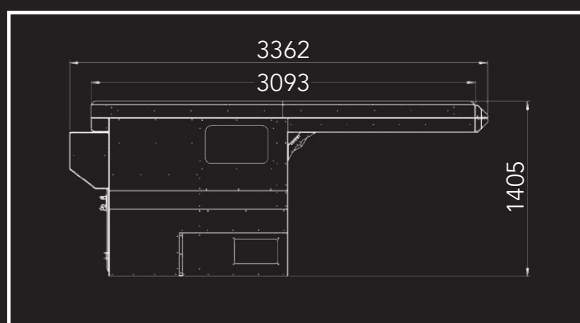
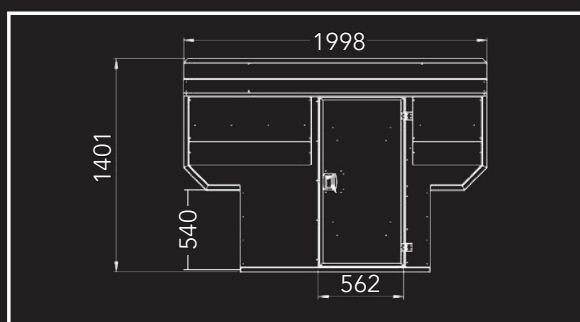
## exterior colors




**Silver Grey**   **Ash Grey / Deep Black**   **Deep Black (Line-X)**

## technical features

**Body:** Aluminium  
**Top Length:** 3.000 mm  
**Interior Length 1:** 874 mm  
**Interior Length 2:** 1.438 mm  
**Weight:** 425 kg  
**Top Width:** 2.000 mm  
**Interior Width 1:** 996 mm  
**Interior Width 2:** 1.246 mm  
**Open Height:** 2.300 mm  
**Closed Height:** 1.400 mm



## upholstery colors



**Deep Blue**   **Ice Grey**   **Carbon Black**   **Sand Beige**